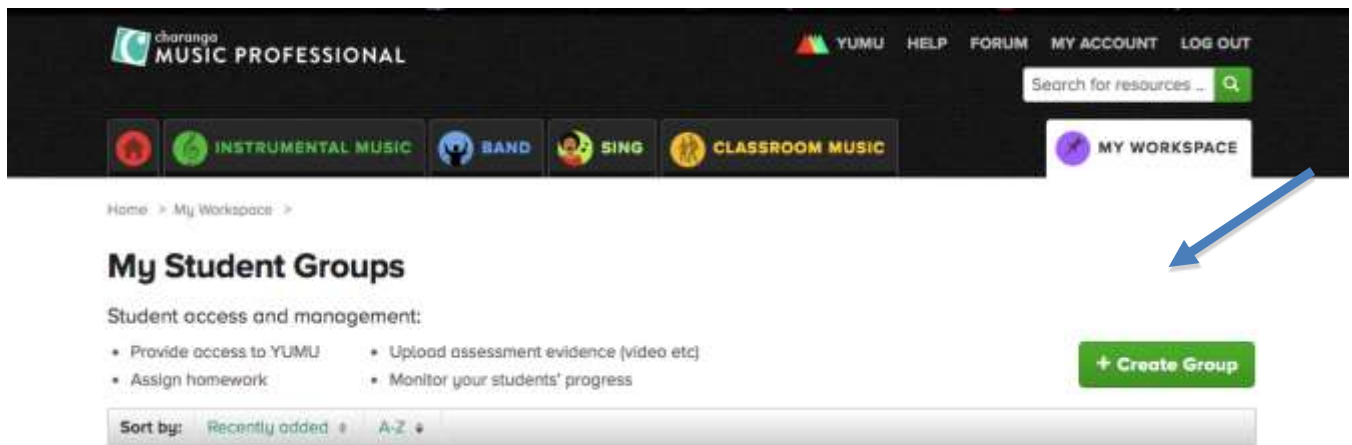


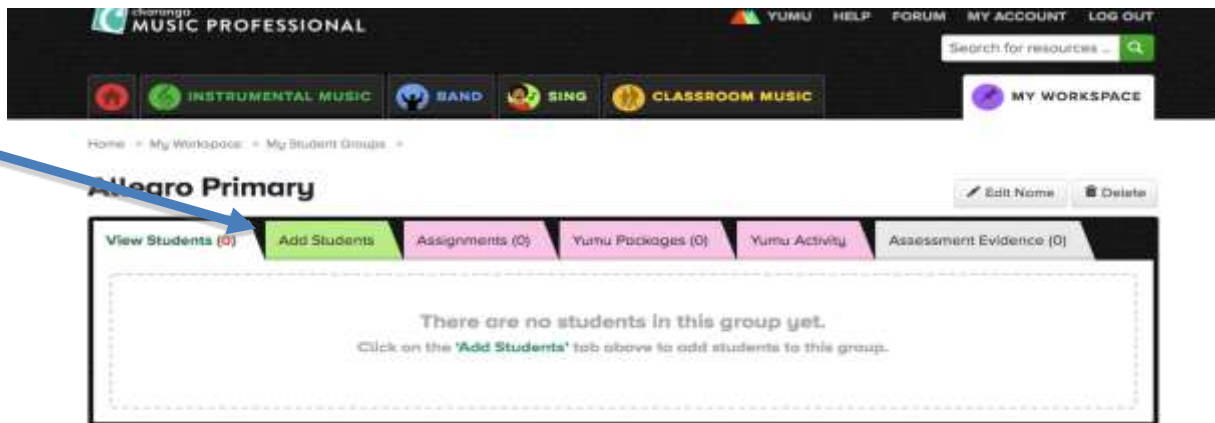
Charanga – Uploading Resources

Setting up a class – Go to MY WORKSPACE

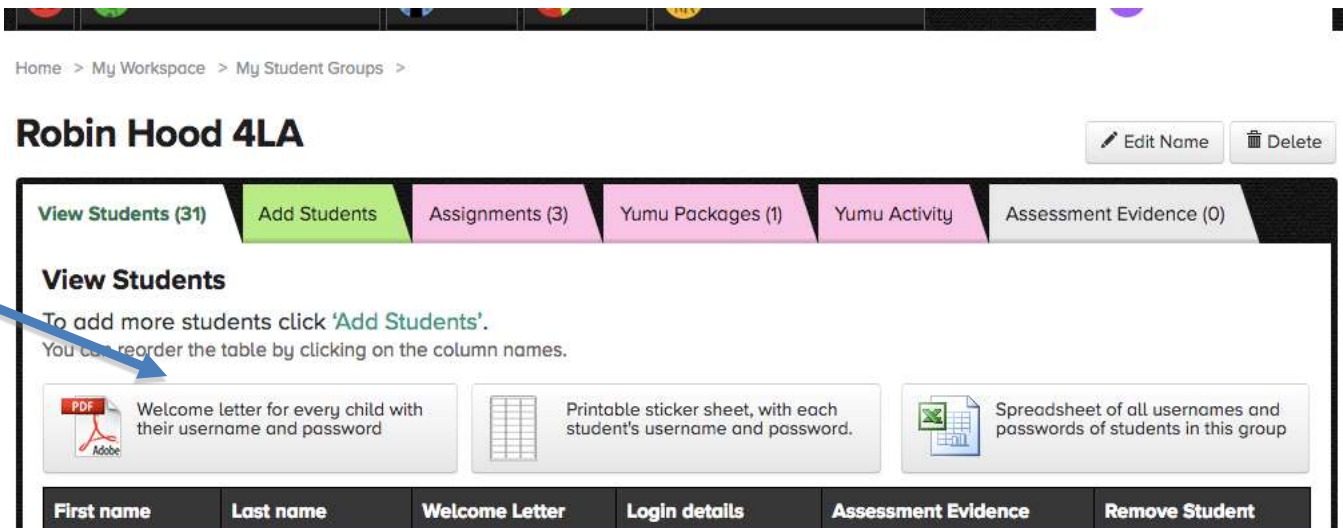
- Obtain a Class List from your class teacher, go to My Student Groups then click Create Group



- Name the group, click Add Pupils then add names

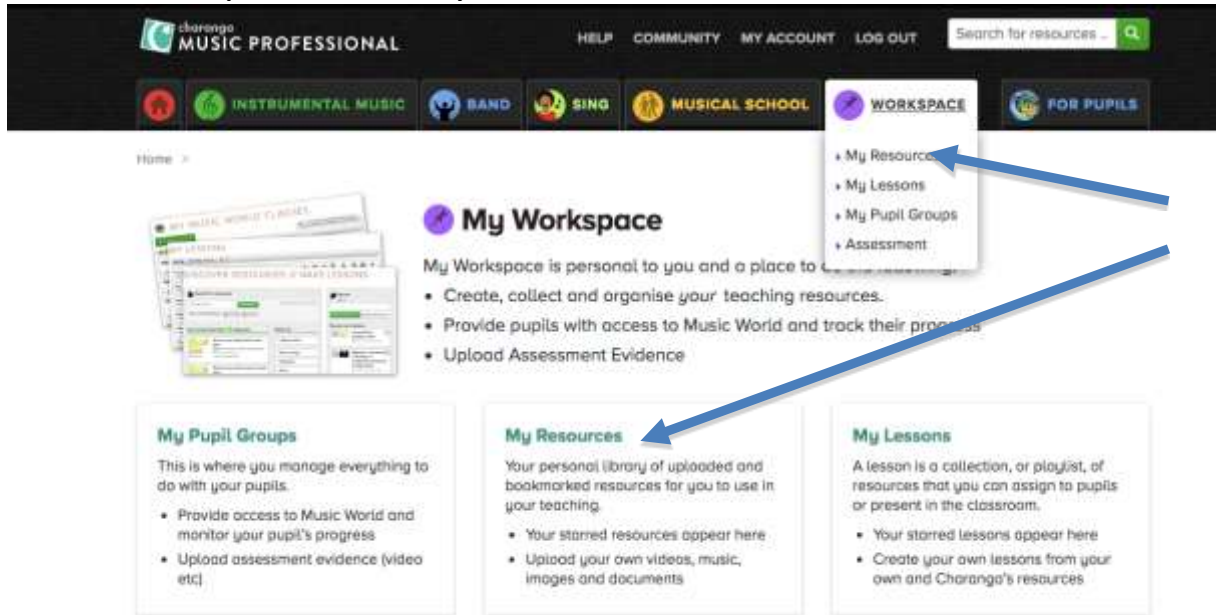


- Once complete, click the PDF link to provide each student with their login and password (you can ask school to print)

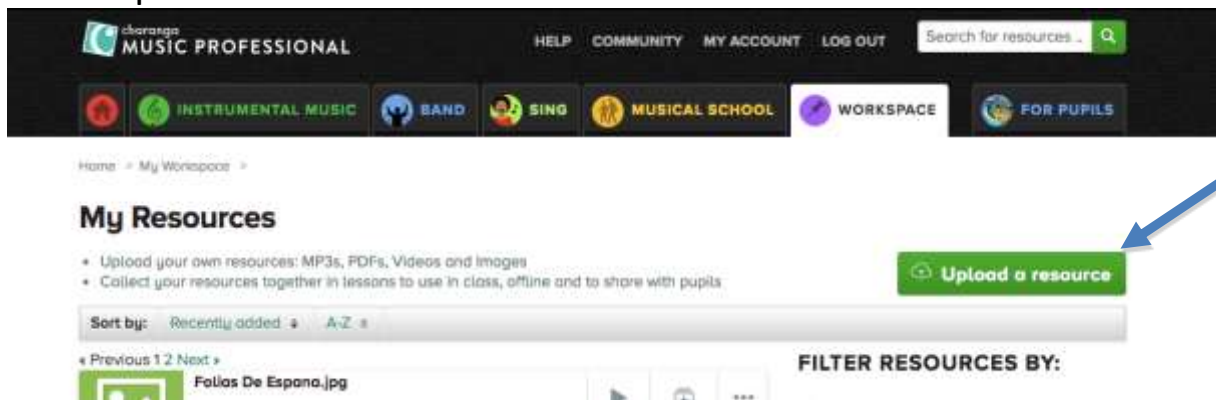


Once you have your classes listed, here's how to put your own resources where your students can access them;

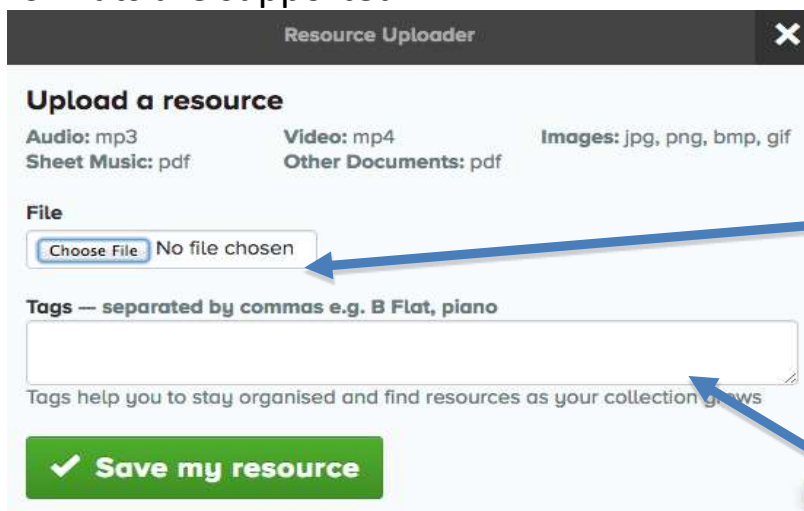
- Go to Workspace, then My Resources.



- Click 'Upload A Resource'



- Locate file on your computer/iPad/tablet – PDF, mp3 and various picture formats are supported



- You can then add a tag or keyword to help categorise resources

- Hit Upload – it will then appear in the list under My Resources, where you can view it, edit info or share with class







My Resources

- Upload your own resources: MP3s, PDFs, Videos and Images
- Collect your resources together in lessons to use in class, offline and to share with pupils

[Upload a resource](#)

Sort by: Recently added ▾ A-Z ▾

< Previous 1 2 Next >

	Folios De Espana.jpg Show Details	<input checked="" type="checkbox"/>	LAUNCH	+ LESSON	MORE
	Spanish Scene 2.jpg Show Details	<input checked="" type="checkbox"/>	LAUNCH	+ LESSON	MORE
	Spanish Scene 1.jpg Show Details	<input checked="" type="checkbox"/>	LAUNCH	+ LESSON	MORE
	Falling Leaves.jpg Show Details	<input checked="" type="checkbox"/>	LAUNCH	+ LESSON	MORE
	Chinese Tune.jpg Show Details	<input checked="" type="checkbox"/>	LAUNCH	+ LESSON	MORE
	Up & Down the Ladder.jpg		LAUNCH	+ LESSON	MORE

FILTER RESOURCES BY:

Filter by search:

Search for ...

Filter by search:

Tablet compatible resources

Resources that you made

Resources that you starred

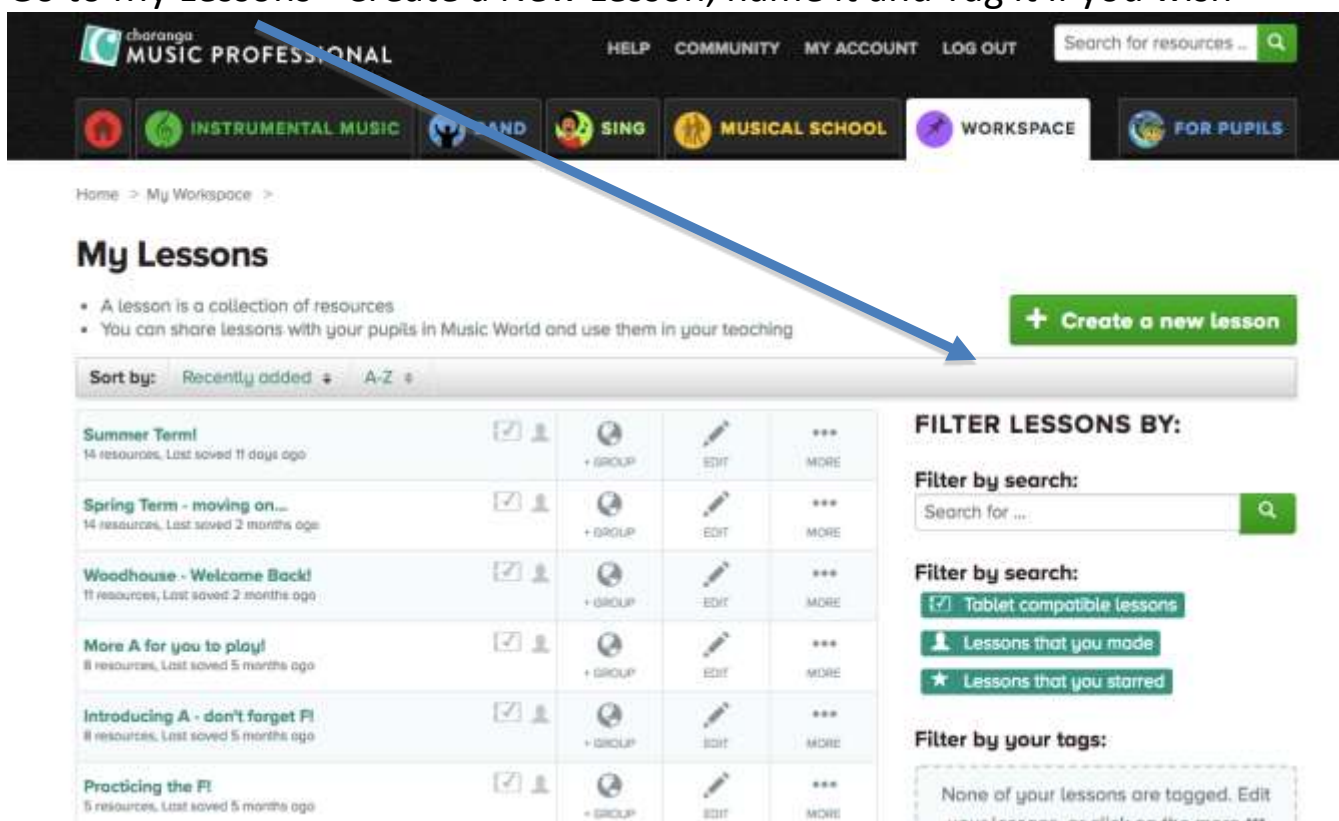
Filter by your tags:

g note c note d note f note high g

listening photos starters

Sharing these resources with your classes;

- Go to My Lessons - Create a New Lesson, name it and Tag it if you wish



charanga MUSIC PROFESSIONAL

HELP COMMUNITY MY ACCOUNT LOG OUT Search for resources ...

INSTRUMENTAL MUSIC BAND SING MUSICAL SCHOOL WORKSPACE FOR PUPILS

Home > My Workspace >

My Lessons

- A lesson is a collection of resources
- You can share lessons with your pupils in Music World and use them in your teaching

[+ Create a new lesson](#)

Sort by: Recently added ▾ A-Z ▾

Summer Term 14 resources, Last saved 11 days ago	<input checked="" type="checkbox"/>	<input type="checkbox"/>	<input type="checkbox"/>	<input type="checkbox"/>	<input type="checkbox"/>	+	GROUP	EDIT	MORE
Spring Term - moving on... 14 resources, Last saved 2 months ago	<input checked="" type="checkbox"/>	<input type="checkbox"/>	<input type="checkbox"/>	<input type="checkbox"/>	<input type="checkbox"/>	+	GROUP	EDIT	MORE
Woodhouse - Welcome Back! 11 resources, Last saved 2 months ago	<input checked="" type="checkbox"/>	<input type="checkbox"/>	<input type="checkbox"/>	<input type="checkbox"/>	<input type="checkbox"/>	+	GROUP	EDIT	MORE
More A for you to play! 8 resources, Last saved 5 months ago	<input checked="" type="checkbox"/>	<input type="checkbox"/>	<input type="checkbox"/>	<input type="checkbox"/>	<input type="checkbox"/>	+	GROUP	EDIT	MORE
Introducing A - don't forget F! 8 resources, Last saved 5 months ago	<input checked="" type="checkbox"/>	<input type="checkbox"/>	<input type="checkbox"/>	<input type="checkbox"/>	<input type="checkbox"/>	+	GROUP	EDIT	MORE
Practicing the F! 5 resources, Last saved 5 months ago	<input checked="" type="checkbox"/>	<input type="checkbox"/>	<input type="checkbox"/>	<input type="checkbox"/>	<input type="checkbox"/>	+	GROUP	EDIT	MORE

FILTER LESSONS BY:

Filter by search:

Search for ...

Filter by search:

Tablet compatible lessons

Lessons that you made

Lessons that you starred

Filter by your tags:

None of your lessons are tagged. Edit your lessons, or click on the more ***.

- Go back to My Resources and click +Lesson on any resource you wish to add. These can be your resources or ones taken from Charanga's Music World

Home > My Workspace >

My Resources

- Upload your own resources: MP3s, PDFs, Videos and Images
- Collect your resources together in lessons to use in class, offline and to share with pupils

Upload a resource

Sort by: Recently added A-Z

Previous 1 2 Next >

	Folias De Espana.jpg			
	Show Details	LAUNCH	+ LESSON	MORE
	Spanish Scene 2.jpg			

FILTER RESOURCES BY:

Filter by search:

Search for ...

Add to lesson ✕

Add this resource to one of your existing lessons

Summer Term!

Spring Term - moving on...

Woodhouse - Welcome Back!

More A for you to play!

Introducing A - don't forget F!

Practicing the F!

Practicing the F!

Summer Term - Lesson 1!

March - It's Concert Time!

February - Getting ready to perform

Create a new Lesson to add this resource to

Save and close

- Once you have all the resources you want, go to the My Lessons page and click +Group, choose the class and then they can access it at home through their own login.

charanga MUSIC PROFESSIONAL HELP COMMUNITY MY ACCOUNT LOG OUT Search for resources ..

INSTRUMENTAL MUSIC BAND SING MUSICAL SCHOOL WORKSPACE FOR PUPILS









Home > My Workspace >

My Lessons

- A lesson is a collection of resources
- You can share lessons with your pupils in Music World and use them in your teaching

+ Create a new lesson

Sort by: Recently added A-Z

Summer Term! 14 resources, Last saved 11 days ago				
		+ GROUP	EDIT	MORE
Spring Term - moving on... 14 resources, Last saved 2 months ago				
		+ GROUP	EDIT	MORE

FILTER LESSONS BY:

Filter by search: Search for ...

Finding Music World Resources

- Hover over Instrumental Music at the top, click on Classical Guitar/Keyboard/Ukulele

- Click Charanga Music World for.....
- Click on the required Stage, then the song you want.
- Alternatively, if you know the name of the piece you can search at the top, the pieces are arranged by name and by the type of on-screen notation.

Monitoring the class

In the My Pupil Groups page, you can check how much pupils are engaging with the resources via the Yumu Activity tab.

The screenshot shows the Charanga Music Professional interface. At the top, there is a navigation bar with the logo and menu items: HELP, COMMUNITY, MY ACCOUNT, LOG OUT, and a search bar. Below this is a secondary navigation bar with icons for INSTRUMENTAL MUSIC, BAND, SING, MUSICAL SCHOOL, and WORKSPACE. The main content area shows the breadcrumb 'Home > My Workspace > My Pupil Groups >' and the group name 'S4E Guitarz and Keyboardz'. A blue arrow points to the 'Activity' tab in the sub-navigation bar. Below the tabs, the 'Activity' section is active, displaying a table with the following data:

First name	Last name	Logins	Last login	Time on site	Coins	Instrumental World access	Homework
Adam	Hickman...	—	—	—	—	View Activity	View Activity
Andrew	Rosso	—	—	—	—	View Activity	View Activity